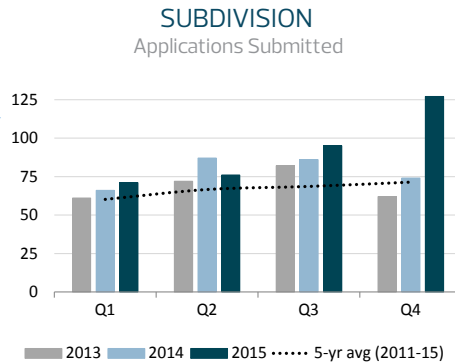


FOURTH QUARTER ACTIVITY OVERVIEW

View the complete Quarterly Activity Report at www.edmonton.ca/cpperformance

127
 Subdivision Applications

+34% from Q3 2015
 +72% from Q4 2014



14,178

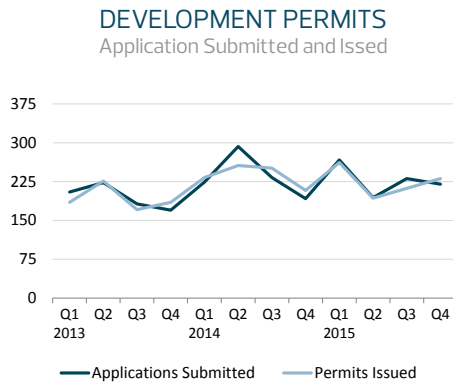
Total walk-in customers

-25% from Q3 2015
 -11% from Q4 2014



220
 New Duplex/Semi-Detached House

-5% from Q3 2015
 +15% from Q4 2014



85%

Walk-in customers with wait time under 15 minutes

Target = 80%

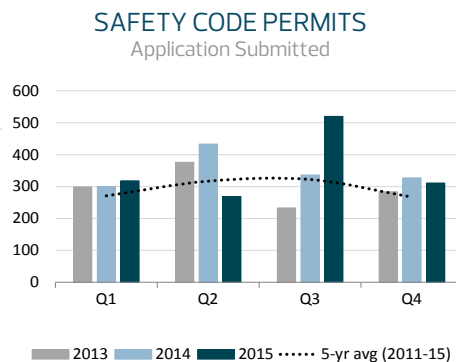
3,196

Compliance Certificates issued

-17% from Q3 2015
 -1% from Q4 2014

311
 Rowhousing & Semi-Detached Building Permits

-40% from Q3 2015
 -5% from Q4 2014



32,419

Total Safety Code inspections completed

-2% from Q3 2015
 +17% from Q4 2014

