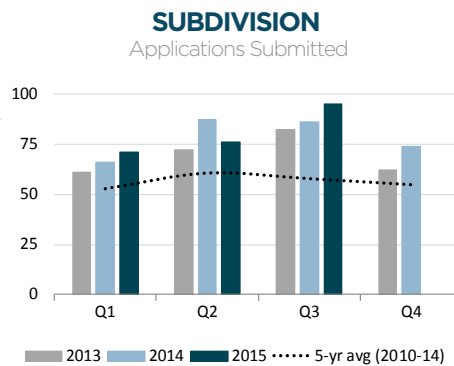


## THIRD QUARTER ACTIVITY OVERVIEW

View the complete **Quarterly Activity Report** at  
[www.edmonton.ca/cpperformance](http://www.edmonton.ca/cpperformance)

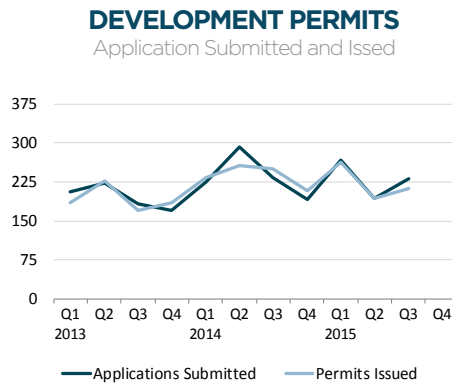
**95**  
**Subdivision Applications**  
+25% from Q2 2015  
+10% from Q3 2014



**18,851**  
**Total walk-in customers**  
-5% from Q2 2015  
-4% from Q3 2014

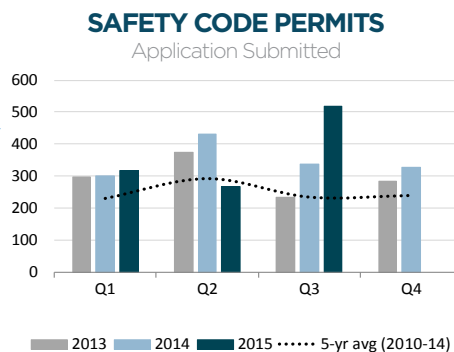


**231**  
**New Duplex/Semi-Detached House**  
+19% from Q2 2015  
-1% from Q3 2014



**75%**  
**Walk-in customers with wait time under 15 minutes**  
Target = 80%

**520**  
**Rowhousing & Semi-Detached Building Permits**  
+93% from Q2 2015  
+55% from Q3 2014



**3,853**  
**Compliance Certificates issued**  
+11% from Q2 2015  
+2% from Q3 2014

**32,945**  
**Total Safety Code inspections completed**  
-6% from Q2 2015  
+10% from Q3 2014

