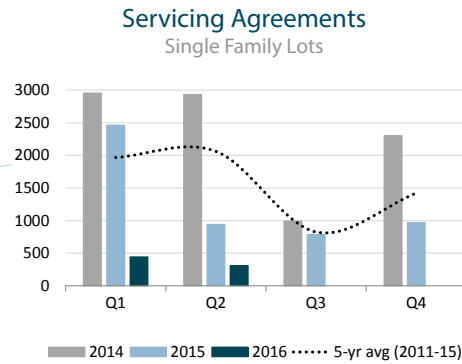




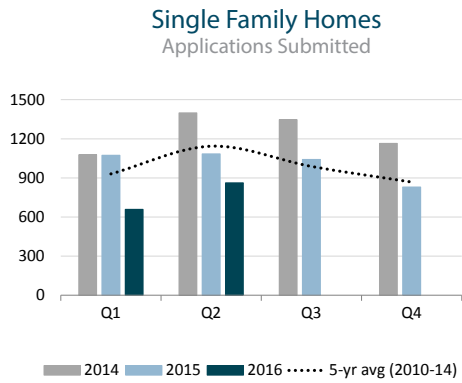
# SECOND QUARTER ACTIVITY OVERVIEW

View the complete Quarterly Activity Report at [www.edmonton.ca/cpperformance](http://www.edmonton.ca/cpperformance)

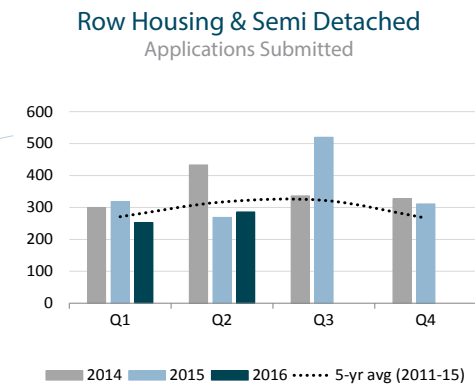
**310**  
 Servicing Agreements  
 Single Family Lots  
 -24% from Q1 2016  
 -41% from Q2 2015



**862**  
 Single Family Home  
 Applications  
 +31% from Q1 2016  
 -20% from Q2 2015



**286**  
 Row Housing & Semi  
 Detached  
 Applications  
 +13% from Q1 2016  
 +6% from Q2 2015



**17,519**  
 Total Walk-In Customers  
 +48% from Q1 2016  
 -11% from Q2 2015



**76%**  
 Walk-In Customers With Wait  
 Time Under  
 15 Minutes  
 Target = 80%

**2,921**

Compliance Certificates Issued  
 +21% from Q1 2016  
 -16% from Q2 2015

**1,751**

New Business Licences Issued  
 -4% from Q1 2016  
 +4% from Q2 2015