

CURRENT PLANNING BRANCH

SECOND QUARTER ACTIVITY OVERVIEW

View the complete Quarterly Activity Report at
www.edmonton.ca/cpperformance

76
Subdivision Applications

+7% from Q1 2015
-13% from Q2 2014

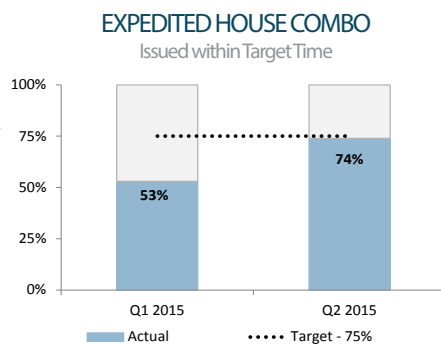
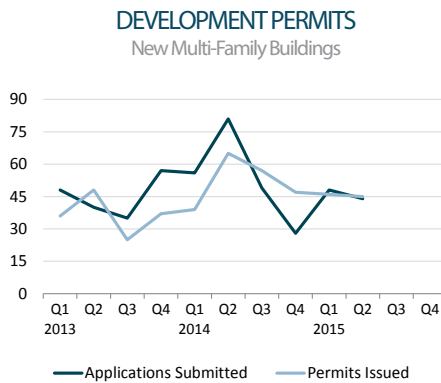
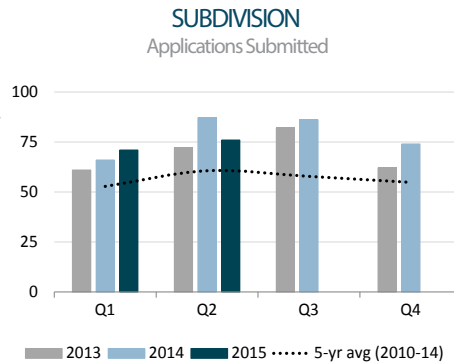
45
Development Permits issued for New Multi-Family Buildings

-2% from Q1 2015
-31% from Q2 2014

250
Expedited House Combo Permits Issued

-19% from Q1 2015
-41% from Q2 2014

+2% from YTD Q2 2014 issued within 10 business days



19,768

Total walk-in customers

+35% from Q1 2015
-6% from Q2 2014



75%

Walk-in customers with wait time under 15 minutes

Target = 80%

1,688

New Business licences issued

+7% from Q1 2015
+2% from Q2 2014

35,112

Total Safety Code inspections completed

+13% from Q1 2015
+24% from Q2 2014