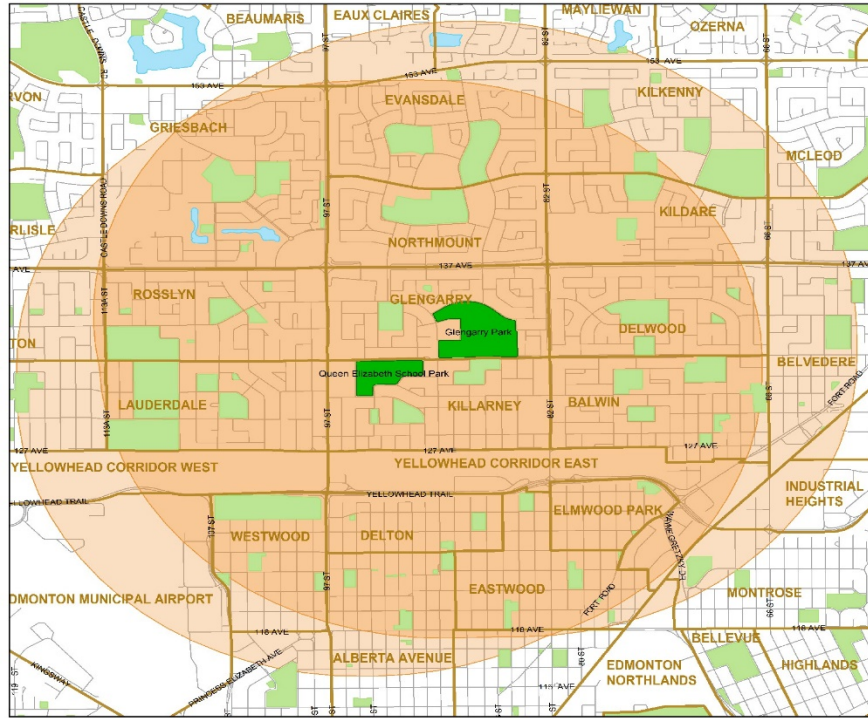


Glengarry Park/Queen Elizabeth School Park and Area



- Legend**
- 2.5 km Radius of Study Area
 - Park Master Plan Study Area
 - Park
 - Neighbourhood Boundary

July 2015
Edmonton

QUEEN ELIZABETH SCHOOL PARK AND GLENGARRY PARK USAGE SURVEY RESULTS 2016

Introduction – Background and Objectives

- District Parks are busy, active sites that serve a population primarily within a 2.5 km catchment area. District Parks are primarily sites for adult-sized sports fields, senior high schools, recreation centers and unique recreation opportunities. They often provide opportunities that are different but complimentary to Neighborhood parks.
- This survey was to gather input from residents on how they use Queen Elizabeth School Park and Glengarry Park (QE School Park and Glengarry Park).
- The input from this survey will be taken into consideration in the development of the park renewal master plan, specifically, to support draft concept plans that will determine park priorities and improve future use.

Introduction – Methodology

- The City of Edmonton developed the survey which was made available to the public electronically and in paper format from October 19th to December 10th.
- A public open house was held October 19th at St. Cecilia's School
 - The survey was available at the open house event electronically and in paper format.
 - Following the open house, various methods were used to advertise the survey including changeable text signage, emails and social media communications.
 - Paper surveys were available at the O'Leary Fitness and Leisure Centre until December 10th
- 85 citizens responded to and 57 completed the survey. This report is based on responses from the 57* completed surveys.

*This is a small sample to report on. Please use the result with caution.

Executive Summary

▣ Respondents' profile

Among the 57 who completed the survey, 5 represent either a school or an organization, the rest are residents and individuals among which 80% live within the catchment area.

▣ Current use and satisfaction of the QE School Park

- only 32 respondents have been to the park. Those who did not visit mostly were not aware that this is a public park or do not use the amenities.
- The rectangle fields for soccer and football are most often used, as reported by 17 out of the 57 respondents.
- Walking/running in and through the park are the top activities among the respondents.
- Current park satisfaction is about one third. Accessibility for those with limited mobility is lower. However because of the small sample size these numbers may not be consistent if more users were to be surveyed.

▣ Current use and satisfaction of the Glengarry park

- Most respondents visit the park at least a few times a year. Those who did not visit mostly were not aware that this is a public park.
- The two most used areas are the playground and the Leisure Center.
- Walking/running in and through the park, relaxing, picnicking and using the playground are the top activities among the respondents.
- Current park satisfaction is relatively high (50%+), especially with walking and cycling in the park.

Executive Summary

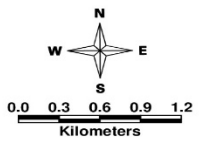
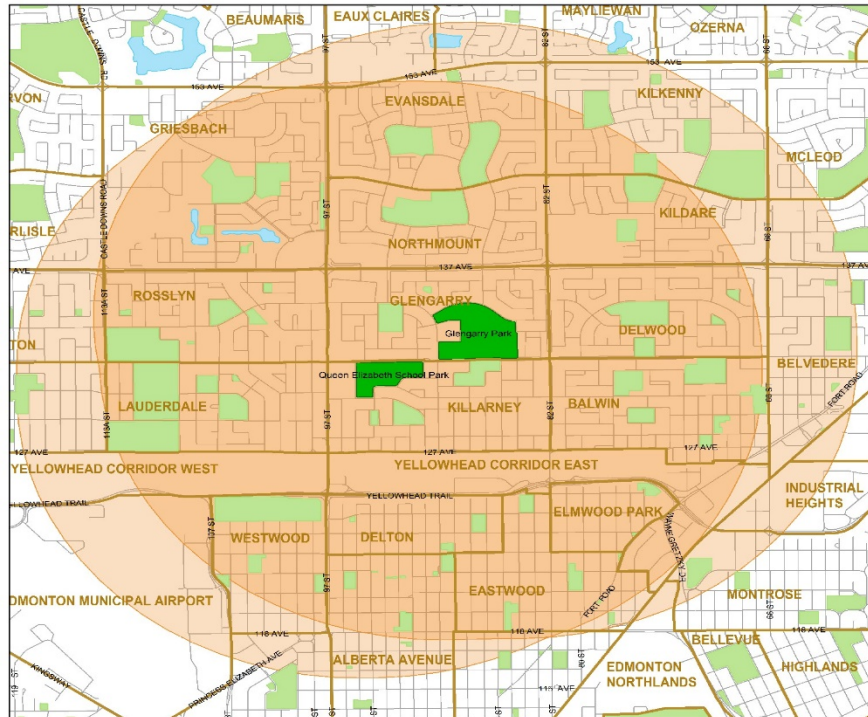
- Preferred use by the majority of the respondents
 - Outdoor sports: soccer, baseball, softball, basketball, football, and tennis
 - Outdoor activities: all listed activities
 - Outdoor winter activities: all listed activities
 - Open space activities: all listed activities

A horizontal decorative bar at the top of the slide, consisting of a red rectangular section on the left and a teal rectangular section on the right.

Current Use of QE School Park


Maps Shared with Survey Respondents

Glengarry Park/Queen Elizabeth School Park and Area



Queen Elizabeth School Park

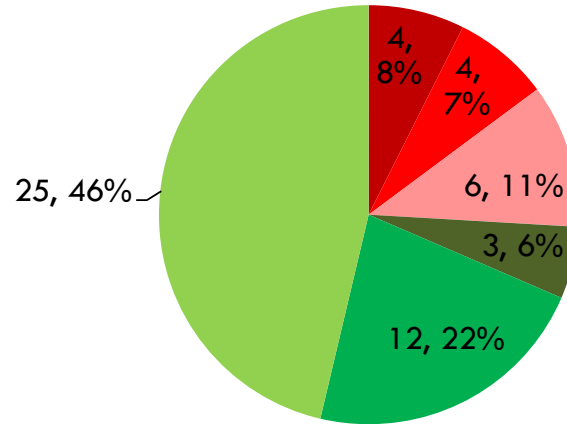
9425 - 132 Avenue NW



August 2016

Park Visitation- Frequency

Half of the respondents have been to QE School Park.



■ more than once a week ■ once a week ■ 2-3 a month
■ once a month ■ less than once a month ■ I did not visit this park

Park Visitation- Reasons For Not Visiting

Not aware of the park or do not need the sport amenities

- 13 of non-visiting respondents were not aware that this is a public park or do not need the sport amenities.

"I don't know that they have a park."

"There is nothing there for me. I do not use the athletic facilities and the park is completely unappealing for anything else. It is ugly and uninviting."

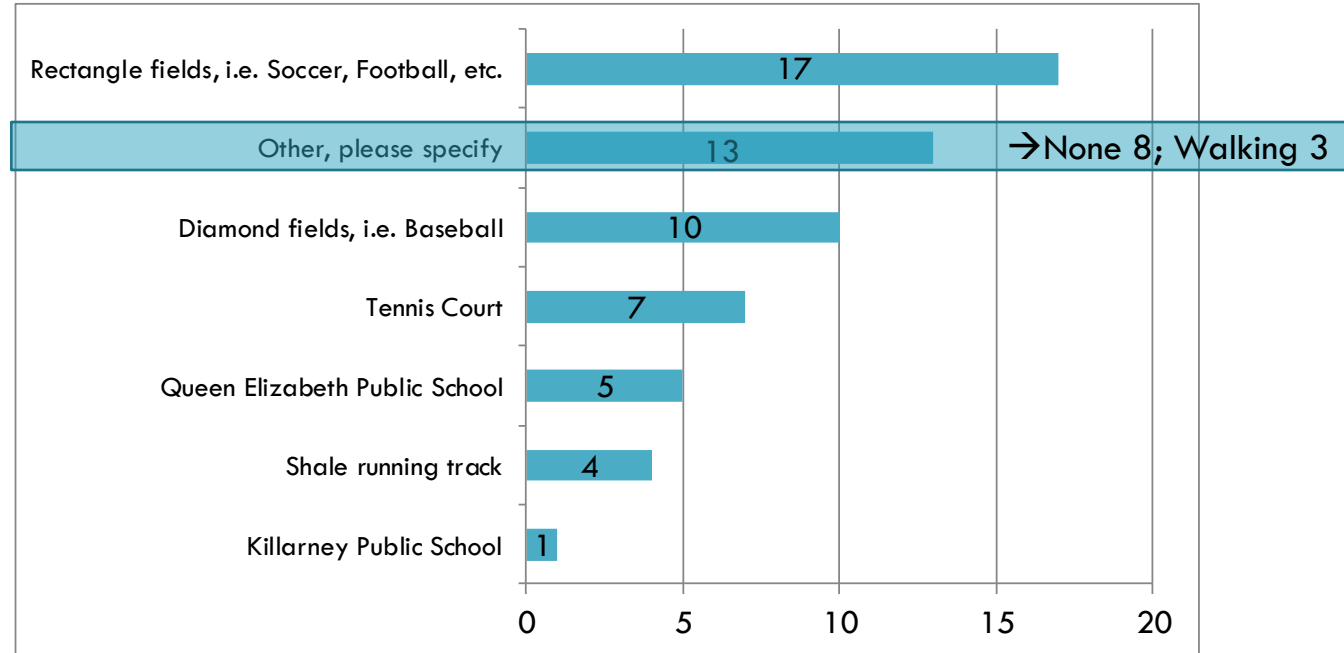
- 7 use Glengarry Park.

"The area is not attractive. Glengarry Park, nearby, has much more to offer in terms of walking paths, picnic areas, and playground facilities."

- 6 do not live in the area.

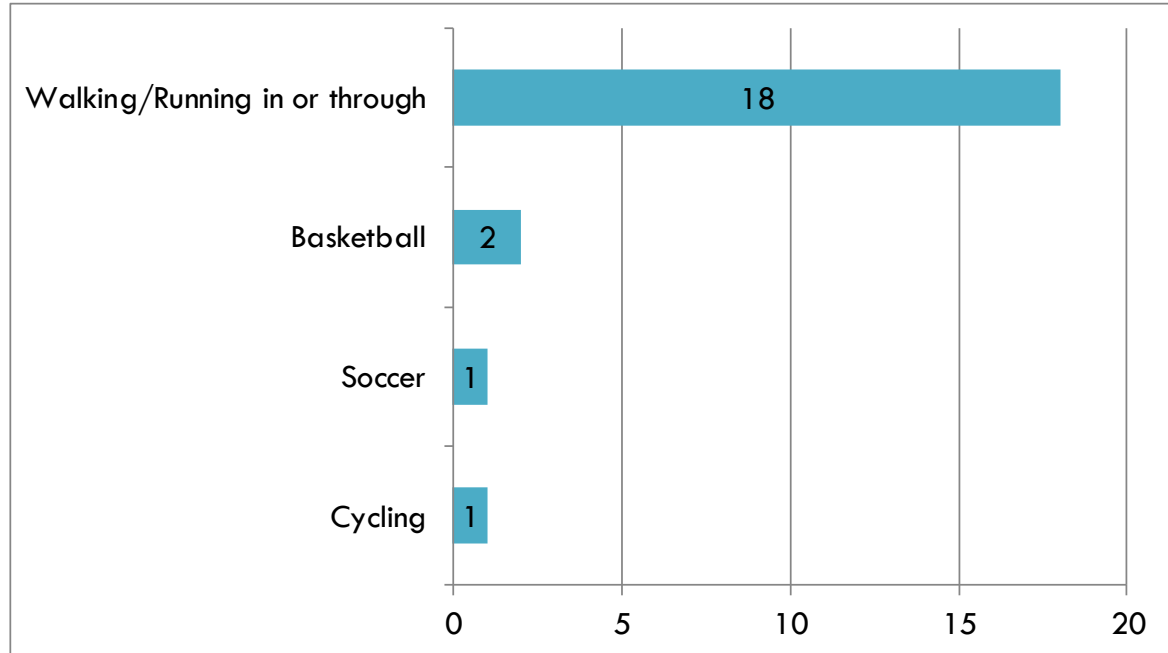
Park Visitation- Frequently Used Areas

Survey respondents identified that the rectangle fields were the most frequently used areas.



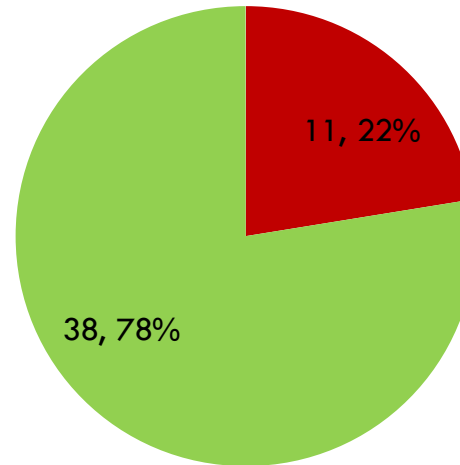
Park Visitation- Participation in Activities

Walking/running in
or through the park.



Park Visitation- Event Attendance

A small number of respondents attend events



→ Soccer tournament (3), sports (2), summer and holiday event (1).

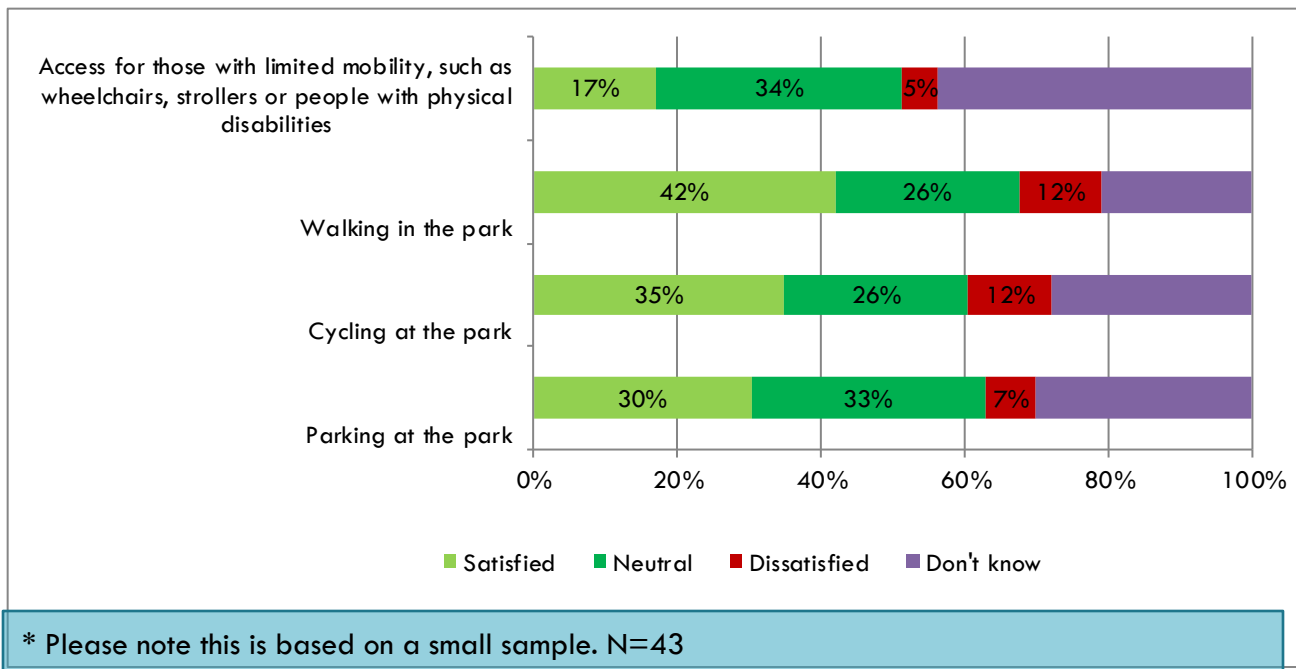
■ Yes ■ No

A horizontal decorative bar at the top of the slide, consisting of a red rectangular section on the left and a teal rectangular section on the right.


Satisfaction- QE School Park

General Satisfaction*

Small sample. About 1/3 are satisfied, except for access for those with limited mobility which has lower satisfaction.



Comments & Suggestions- 20 Respondents*



Better awareness (3)

"Did not know that this was a public park. I identified it as part of the school grounds and public was not encouraged to use."

More lighting (2)

"There needs to be more lighting throughout the entire park. Especially in the winter months it is pretty dark and safety is a concern."

"More lighting is required at the park for safety. Especially in winter months when the sun sets early."

Better walking path (3)

"Perhaps there should be a sidewalk along the park."

"More walking paths and jogging paths"

Other amenities, i.e. benches, skate park, street parking, picnic tables (4)

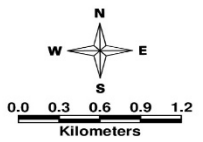
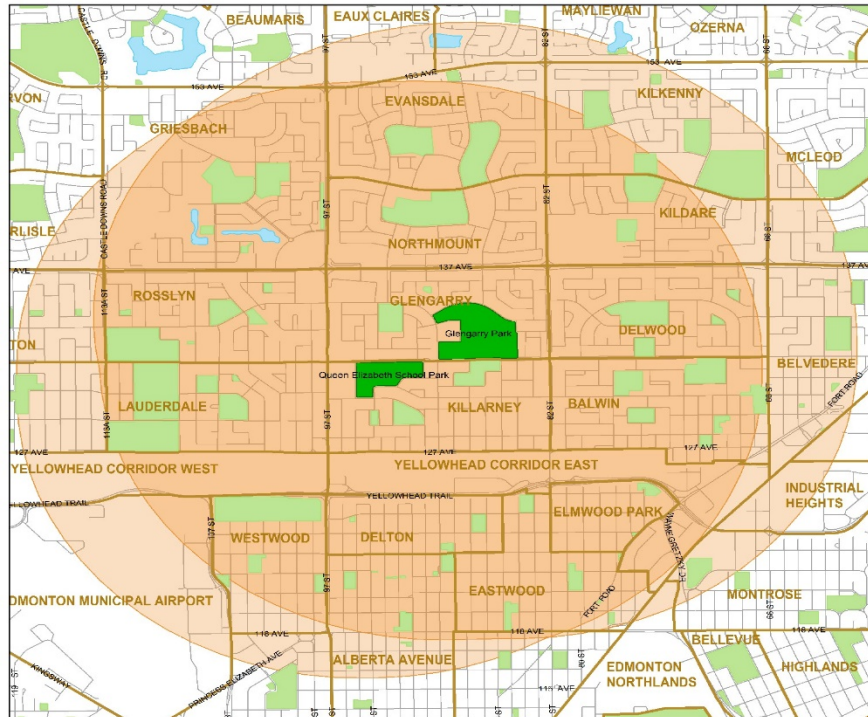
* Respondents may have made multiple comments

A horizontal decorative bar at the top of the slide, consisting of a red rectangular section on the left and a teal rectangular section on the right.

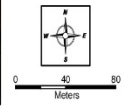
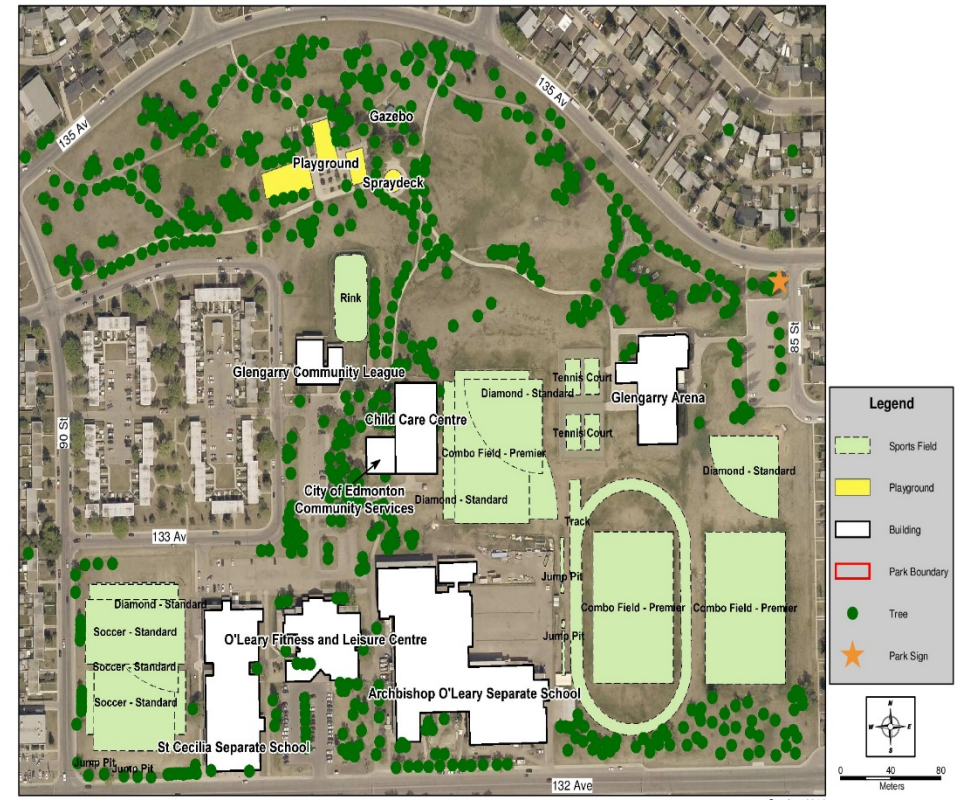
Current Use of Glengarry Park

Maps Shared with Survey Respondents

Glengarry Park/Queen Elizabeth School Park and Area

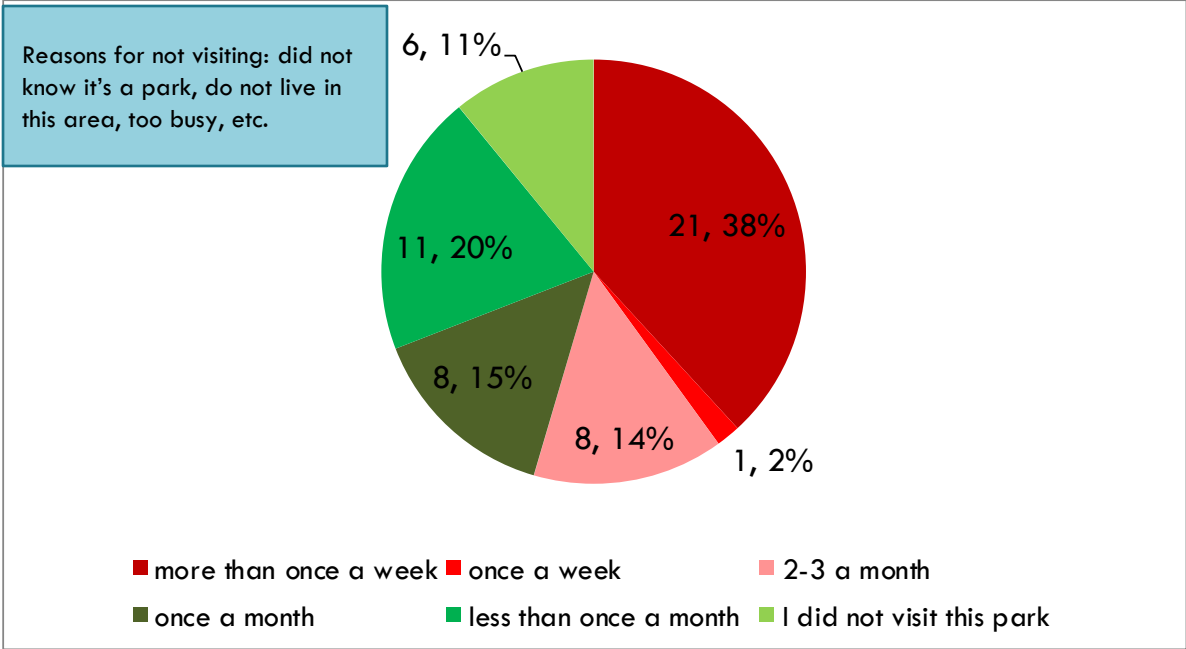


Glengarry Park 8520 - 132 Avenue NW



Park Visitation- Frequency

Most of the respondents have been to Glengarry Park.

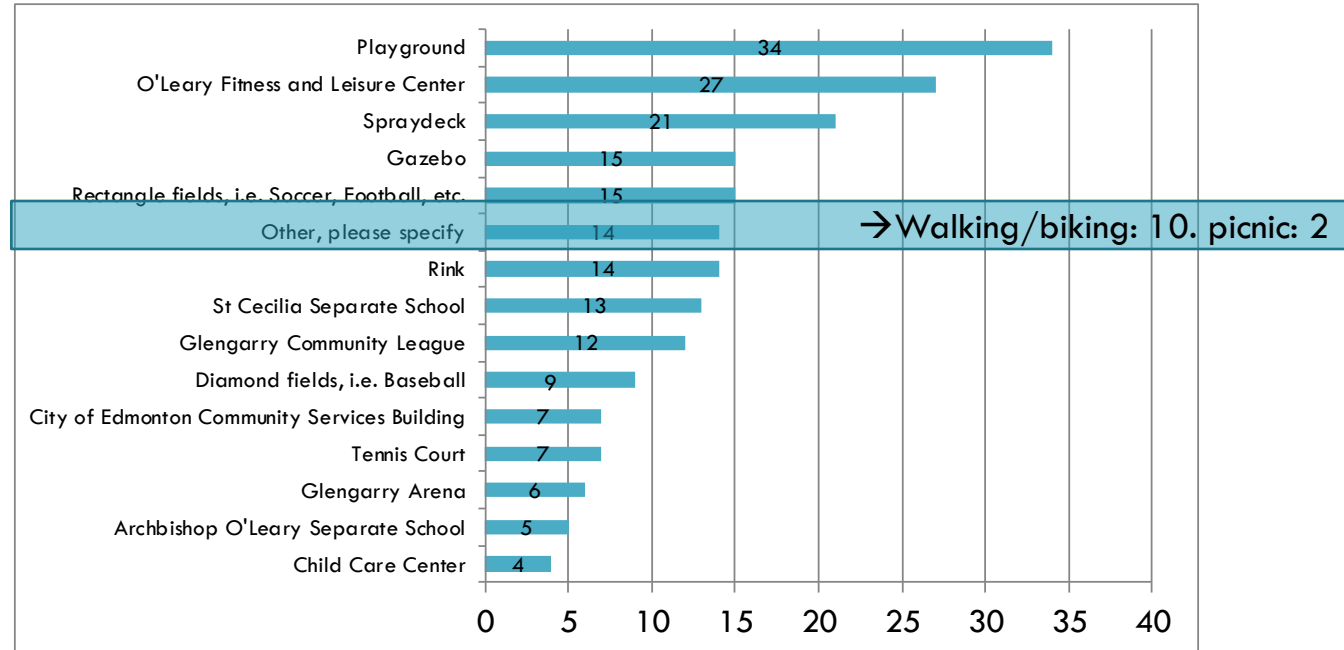


Q9: How often did you visit Glengarry Park in the last 12 months ?
Q10: If you did not visit this park in the last 12 months, please tell us why.

The pie chart displays number of respondents and the associated percentage

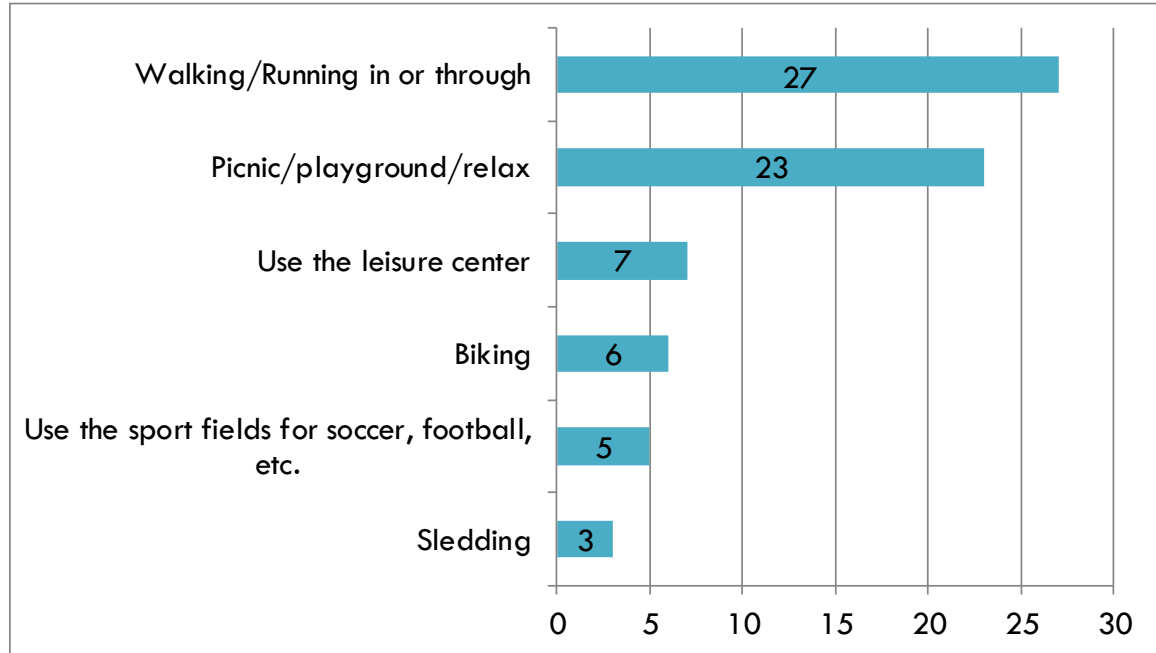
Park Visitation- Frequently Used Areas

Playground, O'Leary Fitness and Leisure Center, and spray deck are the most used areas.



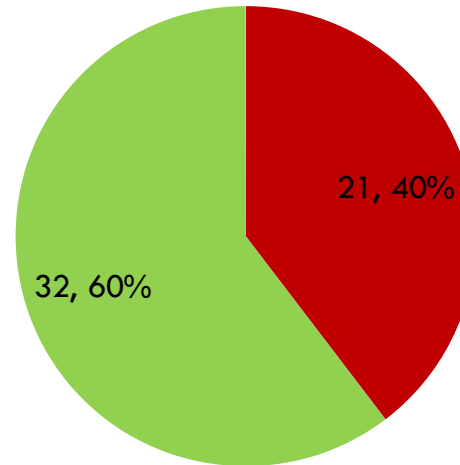
Park Visitation- Participation in Activities

Walking and relaxing are the top two.



Park Visitation- Events Attendance

Majority of respondents attend events here.



→ Soccer games(3) and other sports (5), community event i.e. League event, church event, 50 anniversary (9).

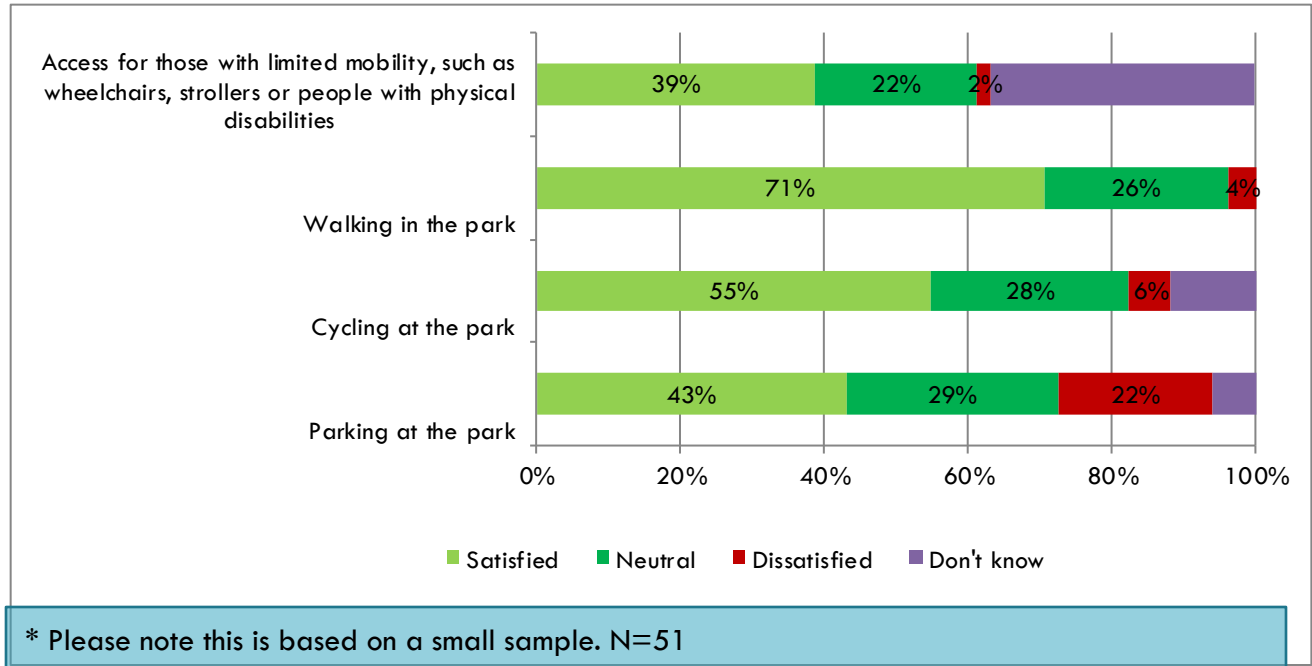
■ Yes ■ No

A horizontal decorative bar at the top of the slide, consisting of a red rectangular section on the left and a teal rectangular section on the right.

Satisfaction- Glengarry Park

General Satisfaction*

Overall satisfied with walking and cycling.



Comments & Suggestions- 25 Respondents*



- **More lighting (5)**

"There is a great need for better lighting on the walking paths. They are very busy during the longer day lights of the summer. But come winter and a lack of proper lighting on these paths, people do not feel secure walking later in the evening."

- **Snow removal (3)**

"Walking paths need to have lighting and snow removal on ALL paths, that's why I am dissatisfied with the walking aspect."

- **Better accessibility (3)**

"...Also need to have easier access for mobility challenged, wheel chair friendly from accessible parking."

"Had trouble accessing the area between Glengarry hall and O'Leary Fitness Centre due to outdated sidewalks with no handicap ramps."

- **Add additional amenities, i.e. washrooms, street parking, sidewalks (5)**

"the inside hockey arena near O'Leary school needs a lot more off street parking stalls - not enough. you should build more on the north side of building - need at least another 40 stalls."

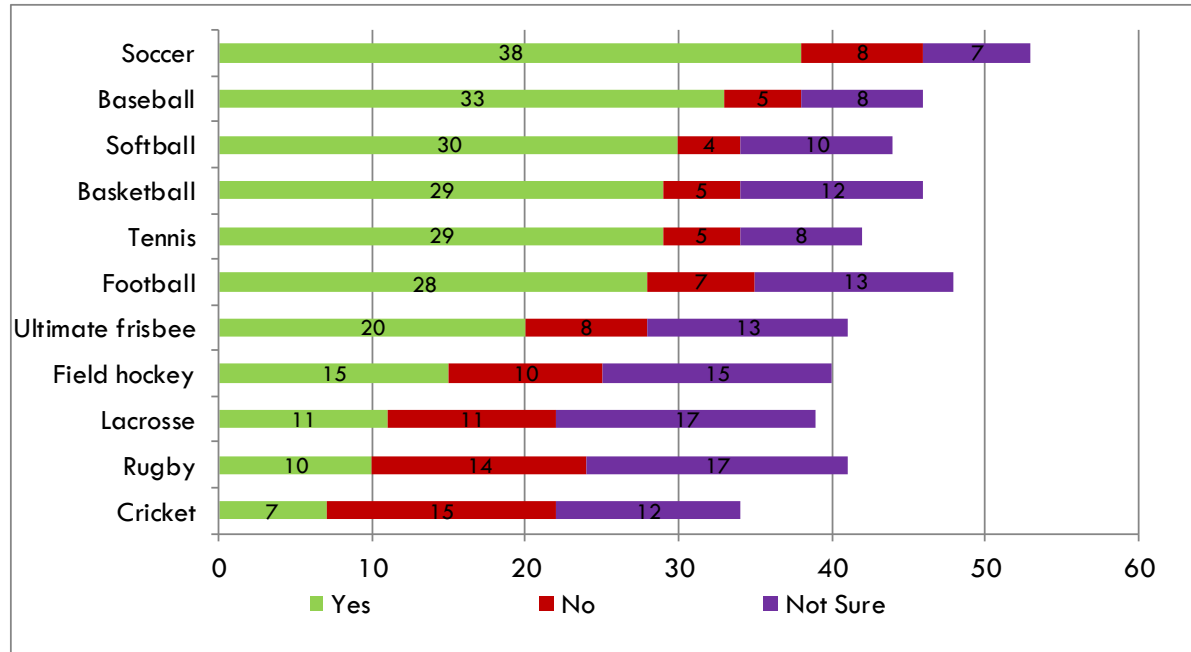
* Respondents may have made multiple comments

A horizontal bar at the top of the slide, divided into a red section on the left and a teal section on the right.

Planning for the Future

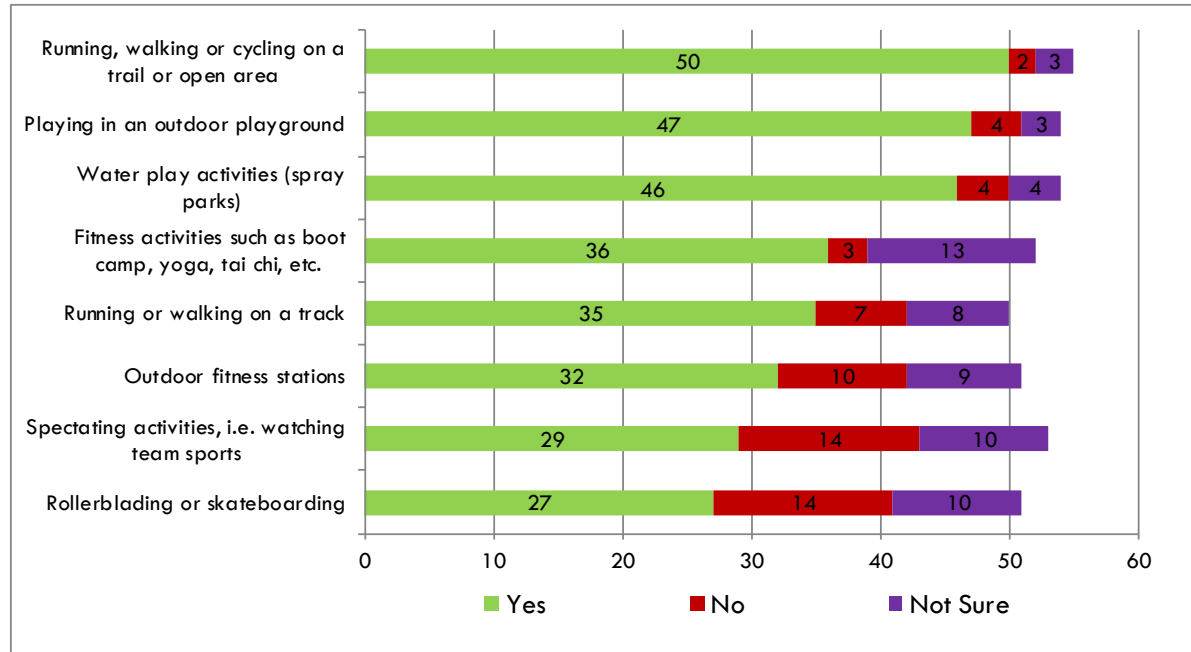
Preferred Activities- Outdoor Sports

Majority would like to see soccer, baseball, softball, basketball, tennis, and football.



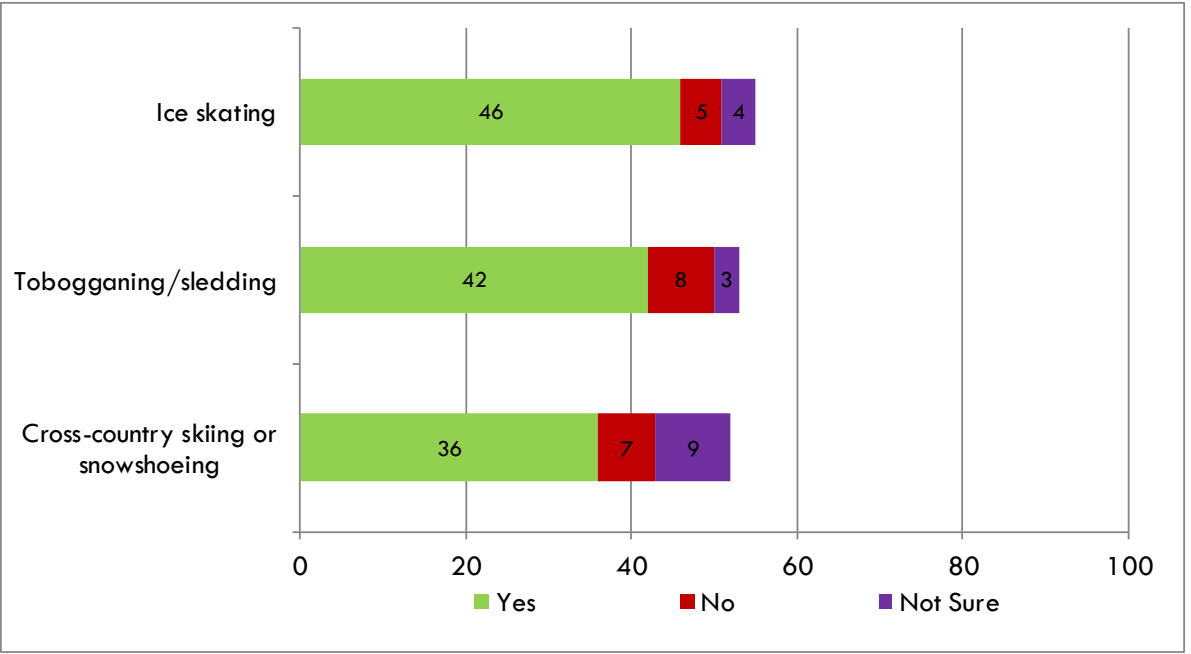
Preferred Activities- Outdoor Activities

Majority would like to see almost all activities.




Preferred Activities- Outdoor Winter Activities

Majority would like to see all listed winter activities.



Other Outdoor Activities – 13 Responses



Adventure play for the littles, zip line, balance beams, obstacle course.

An outdoor nature theatre that will have puppet shows, theatre sports and outdoor festivals. It can also be used for nature education and movie nights for the community.

Ball hockey

Ball hokey and unleashed dog park

Batting cages or go karting

Community Gardens

Curling on the tennis court.

Frisbee golf, ball hockey/tennis courts

Ice rink somewhere.

ice sculptures in new year

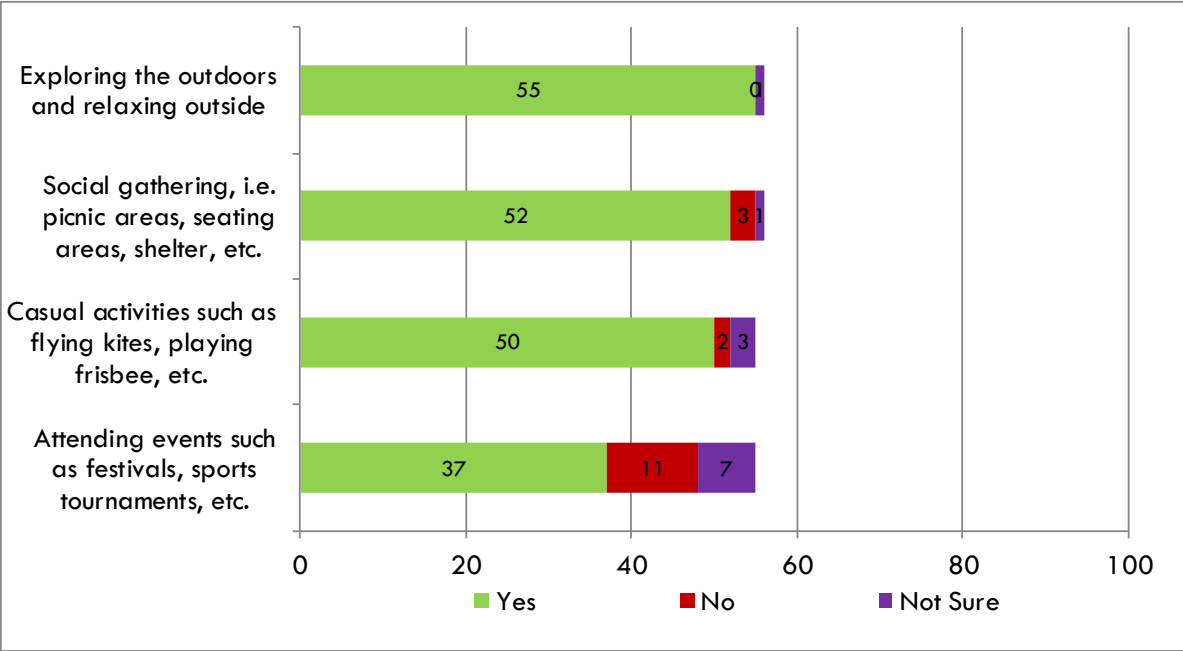
Maybe frisbee golf like Rundle Park

Picnic tables and fit pits

Track and field, all weather track for central and north Edmonton


Preferred Activities- Open Space Activities

Majority would like to see all open space activities



Q20: Considering that this park will potentially be renewed, which OPEN SPACE activities would you or your family members like to see in the future?

Other Open Space Activities-1 1 Responses



As mentioned the area to have an open space for family or slower activities that will not interfere with any sports fields.

Batting cages, mini golf, more trails

Community Gardens

Festivals not associated with sports ie. movies in the park, local food festivals etc.

Football

Jogging circuit track with distance markers ie. 2 laps= 1 km (something like wayfinding)

Natural habitat like 'grasses', 'marsh' or 'ponds.'

No dogs!

Place to walk dogs on leash

Some kind of lake or water feature to enhance the walking experience would be great. Also, more trees.

Winter triathlon - running, snow shoe, x-country skiing, skating



Opportunities

Likes- 44 Respondents* all about Glengarry

Nature, family and community.

□ The green space, i.e. mature trees, scenic, nature (20)

"The mature trees and room to have outdoor open play areas that are not a sports field. The area is open enough to feel safe yet has enough trees to feel that you are in a nature park area and can play and learn about nature. The open area by the hill at Glengarry is amazing for working out in the summer and sledding in the winter. The top of the hill also offers a fantastic view that is not offered among the neighbourhood. It is a great place for sitting and watching the sun set."

"I don't like anything about Queen Elizabeth Park as it is so ugly and focused only on formal sports. I like Glengarry Park because it is attractive, has trees for beauty and shade in the summer, and kids can play on the playground when we have a picnic."

□ The family friendly amenities, i.e. playground, picnic tables(14)

"What I like most about Glengarry park is the large playground that is usable for all ages..."

"Glengarry park is within walking distance, there is an all ages park there for my boys, we enjoy sledding on the hill, and I like having the nice walking paths to walk the dogs."

□ The open space for the community, non team sports, etc. (11)

"I love the old planning concept of parks, community and schools sharing parkland and recreation space.."

"I like the interaction between the neighborhood & the wonderful park setting. It allows recreation for all ages. Brings us back to the older days, what's really important!"

* Respondents may have made multiple comments

Likes- 44 Respondents* all about Glengarry

The location and the amenities.

- The individual amenities, i.e. walking trails, the leisure center, the sledding hills, tennis court, etc. (10)
- The location, proximity to home (6)

* Respondents may have made multiple comments

Suggestions- 39 Respondents*

New amenities, upgrade and maintenance of existing facility, and major upgrade for water play.

- Add new amenities, i.e. washrooms, for winter use, skate park for youth, etc. (12)

"-Glengarry Park needs some washrooms that are available to families and children using the park. Some activity that would be of interest to community youth - maybe a skatepark (need to ask them...). Outdoor fitness activities for adults in the park."

- Upgrade and better maintenance to existing amenities, i.e. more lighting, snow removal, garbage cans, etc. (16)

"- more lighting along the paths, especially in the areas of low visibility from the public...more security/police enforcement as we know drug deals go on in the park."

"Lighting the walking trails. Expanding walking trails to go around the sports fields so that handicapped persons can access and watch sports activities."

- Major upgrade for water play (11)

"The spray park is in need of an update. It has standing water, lots of concrete. It currently is a safety hazard. Was outdated years ago."

"Glengarry - The water park (spray park) is only concrete and not nice for kids to play at. There is no colourful attraction to it. No one knows where the button is to turn on the water (during times water should be available)."

A horizontal decorative bar at the top of the slide, consisting of a red rectangular segment on the left and a teal rectangular segment on the right.

Respondents Demographics

Perspective

Survey Respondents	
Individual	26
Household	22
Business	1
Organization	2
Other	2
No answer	4
Total	57

Q1: From what perspective are you completing this survey?

Residency

Survey Respondents	
GLENGARRY	27
KILLARNEY	4
Other Inside Catchment Area	15
Outside Catchment Area	5
Not Answered	6
Total	57

Q24: The shaded area in the above picture shows the neighbourhood names that these two District Parks serve. Are you providing feedback as a resident of any of these neighbourhoods?

Age

	Survey Respondents		2014 COE Census	
	#	%	#	%
24 & Under	9	16%	219,176	25%
25 - 34	11	20%	124,111	14%
35 - 44	7	13%	102,495	12%
45 - 54	11	20%	99,664	11%
55 - 64	9	16%	86,521	10%
65 and older	6	11%	89,860	10%
No Response	4	7%	156,099	18%
Total	57	100%	877,926	100%

45-64 over represented.

Q25: Which of the following age group are you in?

Age Composition

	# of people in household			
	1	2	3 and 3+	Total
Under 6	7	7	0	14
6-12	10	3	2	15
13-17	11	6	0	17
18-65	7	29	10	46
65+	5	4	0	9

Q26: Including yourself, how many people in your household are in the following age?



The End