



# Northwest Industrial

## Business Improvement Area Economic Indicators 2018

The Northwest Industrial Business Improvement Area was created in 2001 out of a community recognized need to organize area businesses to work together to promote mutual interests and support projects that are beneficial to the area.

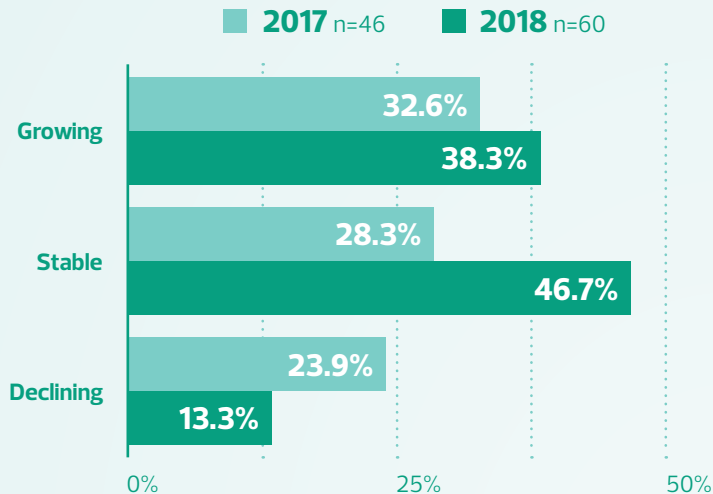
This Economic Indicators project was initiated by City Council to understand the overall economic well being of Edmonton's Business Improvement Areas (BIAs). In partnership with each BIA, the City has developed a set of indicators which can be measured annually to track and report economic trends.

NORTHWESTINDUSTRIAL  
BUSINESS ASSOCIATION

Edmonton

## INDIVIDUAL BUSINESSES ARE THRIVING

BUSINESSES REPORT THEY ARE STABLE, GROWING OR IN DECLINE



Increase in respondents who reported growing success\*

## NUMBER OF BUSINESSES WITHIN A BIA IS STABLE OR GROWING

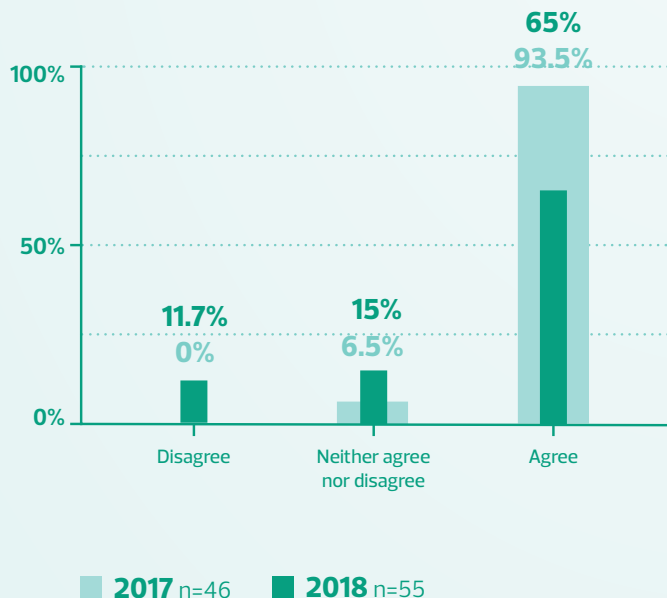
NUMBER OF LICENCED BUSINESSES YEAR OVER YEAR



Increase in New Licenses\*

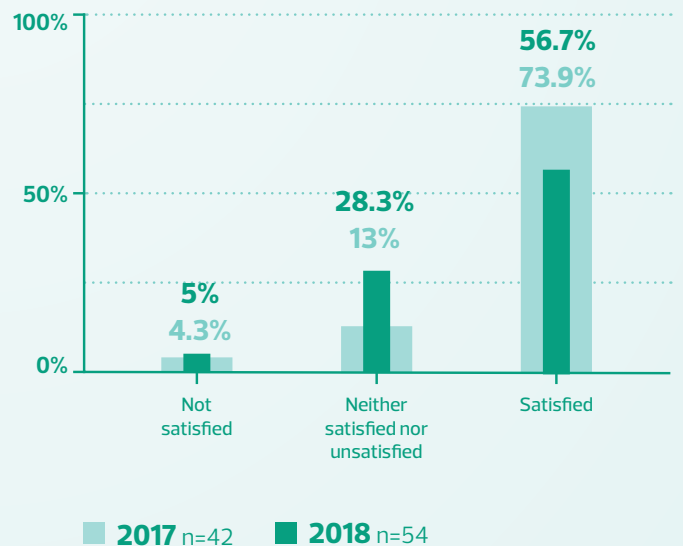
Increase in Total Licenses\* =10 New Business Licences

## BUSINESSES REPORT THE AREA IS SAFE

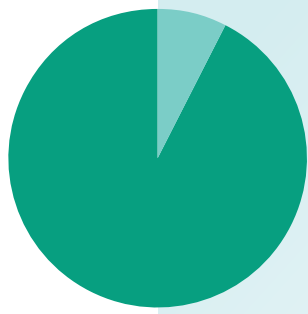


Decrease in respondents who agreed\*

## BUSINESSES REPORT THEY ARE SATISFIED WITH THE MIX OF EXISTING BUSINESSES IN THE AREA



Decrease in respondents who indicated satisfaction\*

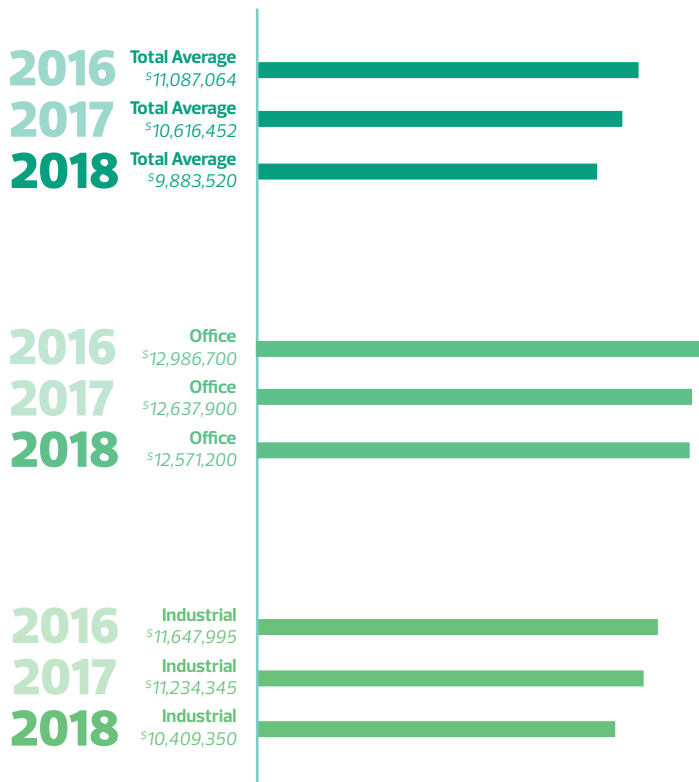


## RETAIL STOREFRONT VACANCY RATE

**7.59%**  
**2018**

## BIA PROPERTY IS DESIRABLE

AVERAGE COMMERCIAL ASSESSMENT VALUE,  
BY ASSET TYPE



## PROPERTY IS BEING IMPROVED

NUMBER AND VALUE OF BUILDING PERMITS

**2016** 27, with a total  
construction  
value of **\$9.3M**



**2017** 30, with a total  
construction  
value of **\$4.5M**



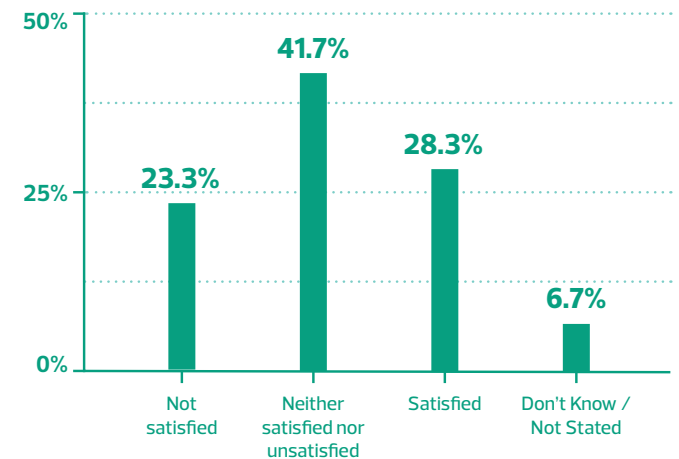
**2018** 49, with a total  
construction  
value of **\$27.3M**



= 1 building permit

The number of building permits and total  
construction value have increased.\*

## SATISFACTION WITH MAINTENANCE OF ROADS AND SIDEWALKS IN THE BIA



■ 2018 n=60

\* Data for 2017–2018



## Methodology

The results in this report reflect data collected from internal City of Edmonton data sources (such as permit and licence applications) and from a series of surveys. Surveys were conducted with businesses and members of the public, including patrons and residents living near the BIA. These surveys were completed online, in-person, and via telephone during October and November of 2018. The study of vacant retail storefronts was conducted in August 2018.

The reporting period for the Economic Indicators is from January to December each calendar year.

For additional information please contact [smallbusiness@edmonton.ca](mailto:smallbusiness@edmonton.ca)

## Acknowledgements

This project would not have been possible without the support and partnership of the BIAs and their member businesses. We wish to extend our sincere thanks to the Executive Directors and Boards for their participation, advice, and direction throughout this project.

