

City Operations

October 2021 Employee Check-in

Summary Report

The City of Edmonton checks in with employees three times a year.

In October, 2021, 9 questions were asked to all City of Edmonton employees.

2017 of **5492** City Operation employees responded (**37%**).

Survey results are always available online at edmonton.ca.

Curious about how Glint surveys are scored? Click [here](#).

Survey Questions

1. How happy are you working at the City of Edmonton?
2. I would recommend the City of Edmonton as a great place to work.
3. How are you doing?
4. I have the resources I need to do my job.
5. I am treated with respect in my workplace.
6. My direct supervisor demonstrates commitment to and support of diversity and inclusion.
7. I believe that diverse perspectives add value to the work we do.
8. My workplace is accepting of all backgrounds and identities.
9. What would help you feel more supported right now?



Scores by Question



Topic/Question	Score	Trend										
1. How happy are you working at the City of Edmonton?	64	<table border="1"> <caption>Trend Data for Question 1</caption> <thead> <tr> <th>Month</th> <th>Score</th> </tr> </thead> <tbody> <tr> <td>JUN '20</td> <td>70</td> </tr> <tr> <td>DEC '20</td> <td>68</td> </tr> <tr> <td>JUN '21</td> <td>69</td> </tr> <tr> <td>DEC '21</td> <td>64</td> </tr> </tbody> </table>	Month	Score	JUN '20	70	DEC '20	68	JUN '21	69	DEC '21	64
Month	Score											
JUN '20	70											
DEC '20	68											
JUN '21	69											
DEC '21	64											
2. I would recommend the City of Edmonton as a great place to work.	62	<table border="1"> <caption>Trend Data for Question 2</caption> <thead> <tr> <th>Month</th> <th>Score</th> </tr> </thead> <tbody> <tr> <td>JUN '20</td> <td>68</td> </tr> <tr> <td>DEC '20</td> <td>65</td> </tr> <tr> <td>JUN '21</td> <td>65</td> </tr> <tr> <td>DEC '21</td> <td>62</td> </tr> </tbody> </table>	Month	Score	JUN '20	68	DEC '20	65	JUN '21	65	DEC '21	62
Month	Score											
JUN '20	68											
DEC '20	65											
JUN '21	65											
DEC '21	62											
3. How are you doing?	57	<table border="1"> <caption>Trend Data for Question 3</caption> <thead> <tr> <th>Month</th> <th>Score</th> </tr> </thead> <tbody> <tr> <td>JUN '20</td> <td>68</td> </tr> <tr> <td>DEC '20</td> <td>63</td> </tr> <tr> <td>JUN '21</td> <td>64</td> </tr> <tr> <td>DEC '21</td> <td>57</td> </tr> </tbody> </table>	Month	Score	JUN '20	68	DEC '20	63	JUN '21	64	DEC '21	57
Month	Score											
JUN '20	68											
DEC '20	63											
JUN '21	64											
DEC '21	57											




Wellness

I feel safe and secure and am supported to achieve wellness

Current City of Edmonton Score

Scores by Question



Topic/Question	Score	Trend
4. I have the resources I need to do my job.	65	 Decrease of 3 points since June, 2020



Empowered Employees



I share my thoughts on how to improve and support improvement

Note: This is the second time this question has been asked on the survey. Trend data is compared to responses received in June, 2020.

Scores by Question



Note: Trend data is compared to August, 2020, when these questions were asked last.

Topic/Question	Score	Trend
5. I am treated with respect in my workplace	67	 Increase of 2 points since August, 2020
6. My supervisor demonstrates commitment to and support of diversity and inclusion	75	 Increase of 9 points since August, 2020
7. I believe that diverse perspectives add value to the work we do	79	No change since August, 2020
8. My workplace is accepting of all backgrounds and identities	75	No change since August, 2020



Supportive Environment

I feel respected and recognized for my unique contributions

Scores by Question



Topic/Question	Score	Top Themes
9. What would help you feel more supported right now?	N/A	Communication, COVID, Recommend, Well-being, Compensation

Note: This question is open-ended and therefore cannot be scored. All comments are aggregated.



Supportive Environment
I feel respected and recognized for my unique contributions