



**Office of the City Auditor**

**Edmonton**

**April 2025 Employee Check-in**

Summary Report

The City of Edmonton checks in with employees two times a year.

In **April 2025**, 14 questions were asked to all City of Edmonton employees to see how employees are doing in regards to the six positive employee experience dimensions listed below.

**16** of **16** Office of the City Auditor employees responded (**100%**).



#### Meaningful Work

I feel connected to the  
City's Vision through  
purposeful work



#### Growth Opportunities

I am supported to  
develop my skills  
and accomplish my  
career goals



#### Supportive Environment

I feel respected and  
recognized for my  
unique contributions



#### Wellness

I feel safe and secure  
and am supported to  
achieve wellness



#### Trust in Leadership

I observe leaders  
listening, communicating  
transparently, and  
inspiring



#### Empowered Employees

I share my thoughts on  
how to improve and  
support improvement

## Survey Topics

1. How happy are you working at the City of Edmonton?
2. I would recommend the City of Edmonton as a great place to work.
3. How are you doing?
4. I am satisfied with my involvement in decisions that affect my work.
5. I receive feedback on how I can improve from my direct supervisor.
6. I have good opportunities to learn and grow at the City of Edmonton.
7. My direct supervisor acknowledges my contributions at work.




## Survey Topics

- |     |  |
|-----|--|
| 8.  | I am able to successfully balance my work and personal life.                                       |
| 9.  | The City of Edmonton does a good job communicating with employees.                                 |
| 10. | My direct supervisor provides me with clear expectations about my work.                            |
| 11. | The support and resources for mental health and well-being that are available to me are effective. |
| 12. | I feel safe at my workplace.   |
| 13. | I am treated with respect at my workplace.   |
| 14. | What would help you feel more supported right now? (open ended)                                    |



## Scores by Topic







Topic/Question	Score	City	Trend*
1. How happy are you working at the City of Edmonton?	83	69	 Decrease of 6 points since May 2024
2. I would recommend the City of Edmonton as a great place to work.	83	68	 Decrease of 8 points since May 2024
3. How are you doing?	69	63	 Decrease of 1 point since May 2024

*\*Trend compares scores to previous Employee Check-in Survey*

## Scores by Topic

?

Topic/Question	Score	City	Trend*
4. I am satisfied with my involvement in decisions that affect my work.	75	65	 Decrease of 16 points since March 2021
5. I receive feedback on how I can improve from my direct supervisor.	80	72	 Decrease of 15 points since March 2023
6. I have good opportunities to learn and grow at the City of Edmonton.	77	62	 Decrease of 5 points since Sept 2023
7. My direct supervisor acknowledges my contributions at work.	83	77	 Decrease of 3 points since Sept 2023

\*Trend compares scores to previous Employee Check-in Survey

Edmonton

## Scores by Topic

?

Topic/Question	Score	City	Trend*
8. I am able to successfully balance my work and personal life.	80	70	 Decrease of 11 points since Mar 2023
9. The City of Edmonton does a good job communicating with employees.	89	62	 Increase of 9 points since Dec 2020
10. My direct supervisor provides me with clear expectations about my work.	78	77	 Decrease of 15 points since March 2023
11. The support and resources for mental health and well-being that are available to me are effective.	60	63	 Decrease of 21 points since May 2024

Edmonton

\*Trend compares scores to previous Employee Check-in Survey

## Scores by Topic



Topic/Question	Score	City	Trend*
12. I feel safe at my workplace.	69	71	 Decrease of 1 point since May 2024
13. I am treated with respect at my workplace.	80	74	 Increase of 15 points since Oct 2021
14. What would help you feel more supported right now? (open ended)	N/A	N/A	Feedback, Communication, Micro Management, Safety

Edmonton

\*Trend compares scores to previous Employee Check-in Survey