

City Operations Department

Edmonton

February 2022 Employee Check-in

Summary Report

The City of Edmonton checks in with employees three times a year.

In February, 2022 11 questions were asked to all City of Edmonton employees.

**1964** of **4921** City Operations employees responded (**40%**).

Survey results are always available online at [edmonton.ca](https://edmonton.ca).  
Curious about how Glint surveys are scored? Click [here](#).

# Survey Questions

1. How happy are you working at the City of Edmonton?
2. I would recommend the City of Edmonton as a great place to work.
3. How are you doing?
4. My direct supervisor (person I report to) has meaningful discussions with me about my career development.
5. I have good opportunities to learn and grow at the City.
6. I feel free to speak my mind without fear of negative consequences.
7. I am satisfied with the City of Edmonton's response to COVID-19.
8. The City of Edmonton is doing a good job communicating COVID-19 related information to employees.



## Survey Questions

9. What would help you feel more supported right now? (Open-ended)
10. If you have been working from home, what is your biggest concern as it relates to returning to the workplace? (Choose up to two options)
11. I know where to find more information about Enterprise Commons.



# Scores by Question



| Topic/Question  | Score | Trend  |       |       |         |    |         |    |         |    |         |    |         |    |         |    |
|---|-------|--|-------|-------|---------|----|---------|----|---------|----|---------|----|---------|----|---------|----|
| 1. How happy are you working at the City of Edmonton?                                   | 66    | <table border="1"> <caption>Score Trend for Question 1</caption> <thead> <tr> <th>Month</th> <th>Score</th> </tr> </thead> <tbody> <tr><td>DEC '19</td><td>67</td></tr> <tr><td>JUN '20</td><td>70</td></tr> <tr><td>DEC '20</td><td>68</td></tr> <tr><td>JUN '21</td><td>68</td></tr> <tr><td>DEC '21</td><td>65</td></tr> <tr><td>JUN '22</td><td>66</td></tr> </tbody> </table> | Month | Score | DEC '19 | 67 | JUN '20 | 70 | DEC '20 | 68 | JUN '21 | 68 | DEC '21 | 65 | JUN '22 | 66 |
| Month   | Score |  |       |       |         |    |         |    |         |    |         |    |         |    |         |    |
| DEC '19   | 67    |  |       |       |         |    |         |    |         |    |         |    |         |    |         |    |
| JUN '20   | 70    |  |       |       |         |    |         |    |         |    |         |    |         |    |         |    |
| DEC '20   | 68    |  |       |       |         |    |         |    |         |    |         |    |         |    |         |    |
| JUN '21   | 68    |  |       |       |         |    |         |    |         |    |         |    |         |    |         |    |
| DEC '21   | 65    |  |       |       |         |    |         |    |         |    |         |    |         |    |         |    |
| JUN '22   | 66    |  |       |       |         |    |         |    |         |    |         |    |         |    |         |    |
| 2. I would recommend the City of Edmonton as a great place to work.                     | 64    | <table border="1"> <caption>Score Trend for Question 2</caption> <thead> <tr> <th>Month</th> <th>Score</th> </tr> </thead> <tbody> <tr><td>DEC '19</td><td>65</td></tr> <tr><td>JUN '20</td><td>68</td></tr> <tr><td>DEC '20</td><td>65</td></tr> <tr><td>JUN '21</td><td>65</td></tr> <tr><td>DEC '21</td><td>62</td></tr> <tr><td>JUN '22</td><td>64</td></tr> </tbody> </table> | Month | Score | DEC '19 | 65 | JUN '20 | 68 | DEC '20 | 65 | JUN '21 | 65 | DEC '21 | 62 | JUN '22 | 64 |
| Month   | Score |  |       |       |         |    |         |    |         |    |         |    |         |    |         |    |
| DEC '19   | 65    |  |       |       |         |    |         |    |         |    |         |    |         |    |         |    |
| JUN '20   | 68    |  |       |       |         |    |         |    |         |    |         |    |         |    |         |    |
| DEC '20   | 65    |  |       |       |         |    |         |    |         |    |         |    |         |    |         |    |
| JUN '21   | 65    |  |       |       |         |    |         |    |         |    |         |    |         |    |         |    |
| DEC '21   | 62    |  |       |       |         |    |         |    |         |    |         |    |         |    |         |    |
| JUN '22   | 64    |  |       |       |         |    |         |    |         |    |         |    |         |    |         |    |
| 3. How are you doing?   | 61    | <table border="1"> <caption>Score Trend for Question 3</caption> <thead> <tr> <th>Month</th> <th>Score</th> </tr> </thead> <tbody> <tr><td>JUN '20</td><td>67</td></tr> <tr><td>DEC '20</td><td>63</td></tr> <tr><td>JUN '21</td><td>64</td></tr> <tr><td>DEC '21</td><td>57</td></tr> <tr><td>JUN '22</td><td>61</td></tr> </tbody> </table>                                      | Month | Score | JUN '20 | 67 | DEC '20 | 63 | JUN '21 | 64 | DEC '21 | 57 | JUN '22 | 61 |         |    |
| Month   | Score |  |       |       |         |    |         |    |         |    |         |    |         |    |         |    |
| JUN '20   | 67    |  |       |       |         |    |         |    |         |    |         |    |         |    |         |    |
| DEC '20   | 63    |  |       |       |         |    |         |    |         |    |         |    |         |    |         |    |
| JUN '21   | 64    |  |       |       |         |    |         |    |         |    |         |    |         |    |         |    |
| DEC '21   | 57    |  |       |       |         |    |         |    |         |    |         |    |         |    |         |    |
| JUN '22   | 61    |  |       |       |         |    |         |    |         |    |         |    |         |    |         |    |
| 4. My direct supervisor has meaningful discussions with me about my career development. | 57    | <p>Decrease of 1 point since June, 2020</p>  |       |       |         |    |         |    |         |    |         |    |         |    |         |    |







## Wellness

I feel safe and secure and am supported to achieve wellness



# Scores by Question



| Topic/Question   | Score | Trend   |
|--|-------|---|
| 5. I have good opportunities to learn and grow at the City.                              | 57    |  Decrease of 2 points since December, 2020 |
| 6. I feel free to speak my mind without fear of negative consequences.                   | 55    |  Increase of 6 points since December, 2020 |
| 7. I am satisfied with the City of Edmonton's response to COVID-19.                      | 62    |  Decrease of 5 points since June, 2020     |
| 8. The City is doing a good job communicating COVID-19 related information to employees. | 68    |  Decrease of 10 points since June, 2020   |



## Wellness

I feel safe and secure and am supported to achieve wellness



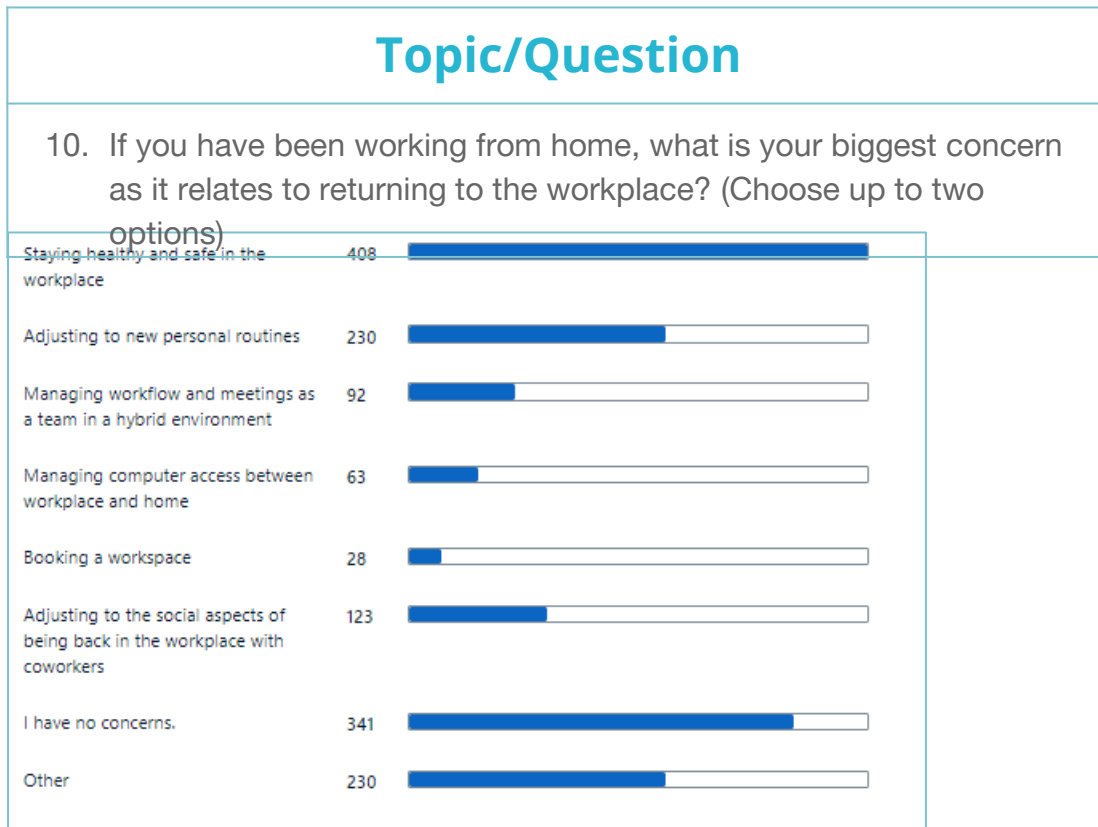
## Growth Opportunities

I am supported to develop my skills and accomplish my career goals

Edmonton



# Scores by Question



## Wellness

I feel safe and secure and am supported to achieve wellness





## Scores by Question



| Topic/Question  | Answer                                 | Percentage of Respondents |
|---|--|---------------------------|
| 11. I know where to find more information about Enterprise Commons. | Yes                                    | 34%                       |
|   | No                                     | 19%                       |
|   | I have not heard of Enterprise Commons | 47%                       |