

The background features a complex, abstract geometric pattern of overlapping triangles and polygons in various shades of green, teal, and blue. A large, semi-transparent blue rectangle is positioned on the right side of the page, serving as a backdrop for the main text.

Building Great Neighbourhoods and Open Spaces

The logo for the City of Edmonton, consisting of the word 'Edmonton' in a white, sans-serif font inside a dark blue square.

Edmonton

October 2021 Employee Check-in

Summary Report

The City of Edmonton checks in with employees three times a year.

In October, 2021, 9 questions were asked to all City of Edmonton employees.

87 of **105** Building Great Neighbourhoods employees responded (**83%**).

Survey results are always available online at edmonton.ca.

Curious about how Glint surveys are scored? Click [here](#).


Survey Questions

1. How happy are you working at the City of Edmonton?
2. I would recommend the City of Edmonton as a great place to work.
3. How are you doing?
4. I have the resources I need to do my job.
5. I am treated with respect in my workplace.
6. My direct supervisor demonstrates commitment to and support of diversity and inclusion.
7. I believe that diverse perspectives add value to the work we do.
8. My workplace is accepting of all backgrounds and identities.
9. What would help you feel more supported right now?



Scores by Question



Topic/Question	Score	Trend
1. How happy are you working at the City of Edmonton?	68	No change since June, 2021
2. I would recommend the City of Edmonton as a great place to work.	64	 Decrease of 1 point since June, 2021
3. How are you doing?	57	 Decrease of 4 points since June, 2021




Wellness

I feel safe and secure and am supported to achieve wellness

Scores by Question



Topic/Question	Score	Trend
4. I have the resources I need to do my job.	70	 Decrease of 4 points since June, 2020



Empowered Employees




I share my thoughts on how to improve and support improvement

Note: This is the second time this question has been asked on the survey. Trend data is compared to responses received in June, 2020.

Scores by Question



Note: Trend data is compared to August, 2020, when these questions were asked last.

Topic/Question	Score	Trend
5. I am treated with respect in my workplace	79	 Increase of 2 points since August, 2020
6. My supervisor demonstrates commitment to and support of diversity and inclusion	85	 Increase of 6 points since August, 2020
7. I believe that diverse perspectives add value to the work we do	88	No change since August, 2020
8. My workplace is accepting of all backgrounds and identities	81	 Increase of 1 point since August, 2020



Supportive Environment
I feel respected and recognized for my unique contributions

